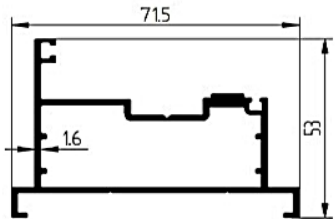
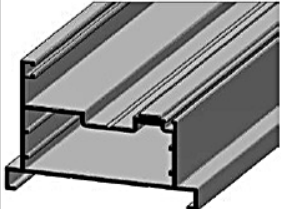
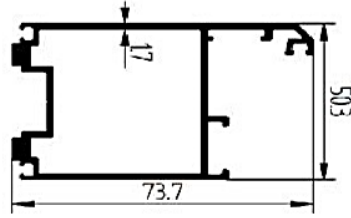
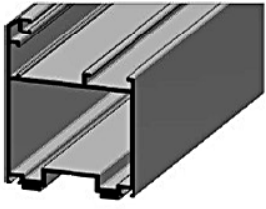
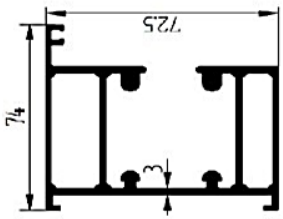
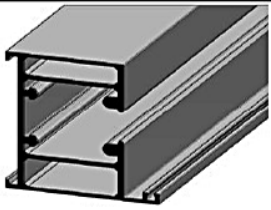
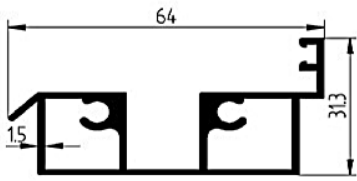

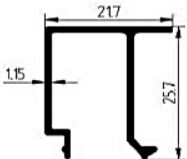
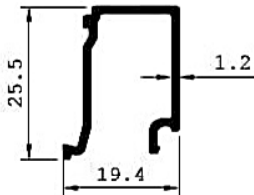




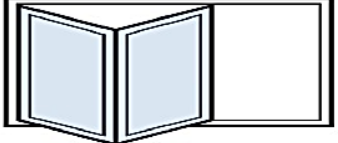
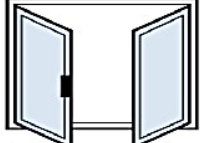
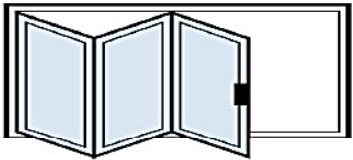
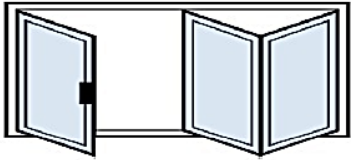
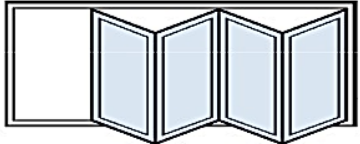
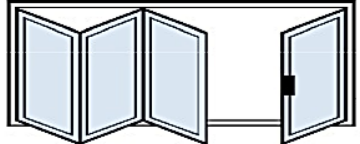
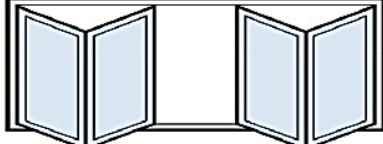
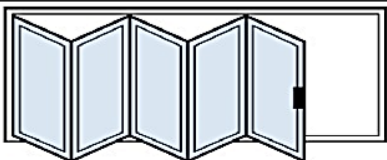
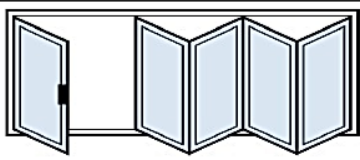
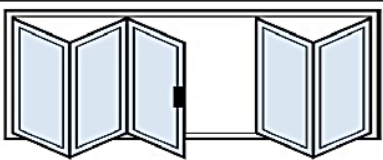
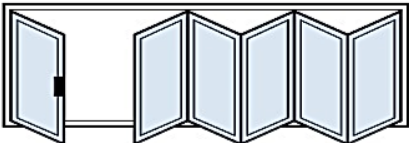
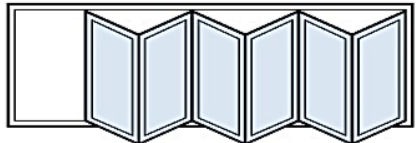
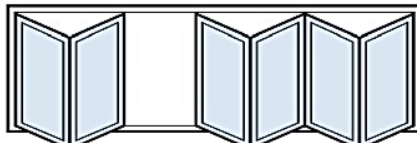
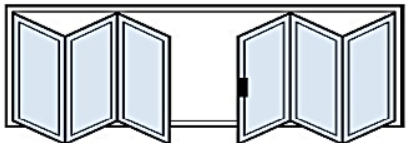
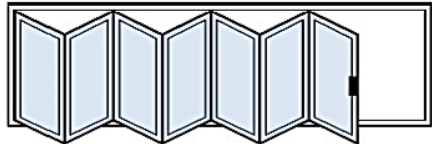
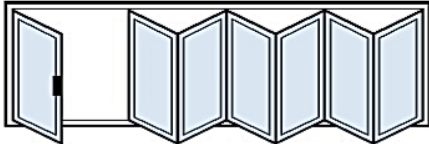
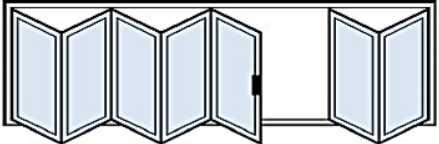
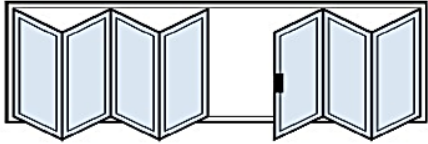
Maharashtra Aluminium Center

Sliding & Folding Door System			
1	S&F FRAME Vertical Side Section		 JINDAL PROFILES
	Section Number Weight(kg/mtr) X2512 1.110		
2	50 S&F SHUTTER All Shutter Section		 JINDAL PROFILES
	Section Number Weight(kg/mtr) X2523 1.315		
3	50 S&F TOP GUIDE Top Roller Sliding Guide		 JINDAL PROFILES
	Section Number Weight(kg/mtr) X2513 2.568		
4	S&F BOTTOM GUIDE Bottom Guide Section		 JINDAL PROFILES
	Section Number Weight(kg/mtr) X2511 0.902		
5	Single Glass clip		
	Section Number Weight(kg/mtr) 1506 0.241		
6	Double Glass Clip		
	Section Number Weight(kg/mtr) 9495 0.229		



Maharashtra Aluminium Center

Sliding & Folding Door System's Typology

TWO SHUTTER				
	250C	2C0C		
THREE SHUTTER				
	350C	251C		
FOUR SHUTTER				
	450C	351C	252S	
FIVE SHUTTER				
	550C	451C	352S	
SIX SHUTTER				
	651C	650C	452S	353S
SEVEN SHUTTER				
	750C	651C	552S	453S